

Iraq Stock Exchange



Trading Session Sunday 12/5/2024 -

Traded Volume 1,245,521,799

ISX Index 60 986.24

Previous ISX Index60 975.29

Change % 1.12

Change 10.95

Listed Companies 103

Traded Companies 34

General Assembly Co. 5

Suspended Co. 2

Bulletin No (88) of 2024

Traded Value 1,650,745,293 Trades 887

ISX Index 15 1070.36

Previous ISX Index15 1068.89

Change % 0.14

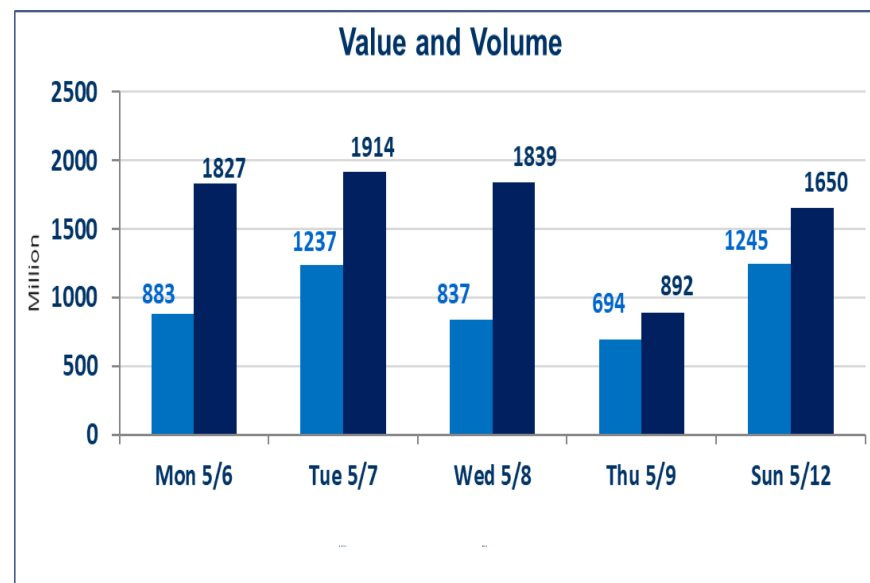
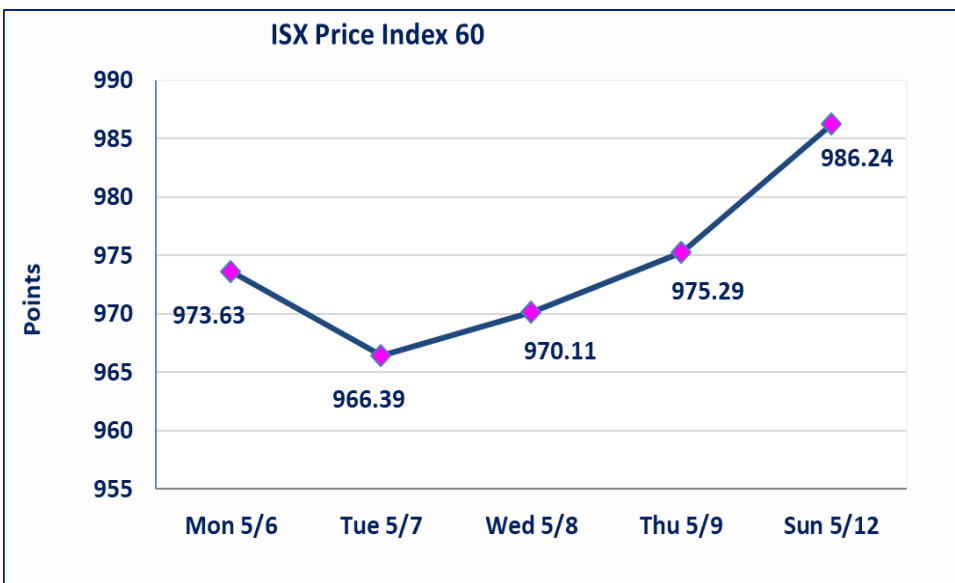
Change 1.47

Non Traded Co. 62

High Companies 18

Low Companies 7

Un Listed Companies OTC 2



Gainers

Company Name	Closing Price	Change (%)	Traded Volume
Gulf Commercial Bank	0.210	10.53	254,251,783
Middle East Bank	0.110	10.00	114,066,265
Credit Bank	0.960	7.87	28,906,094
Mosul Bank For Investment	0.180	5.88	14,325,412
Economy Bank	0.220	4.76	77,989,541

Losers

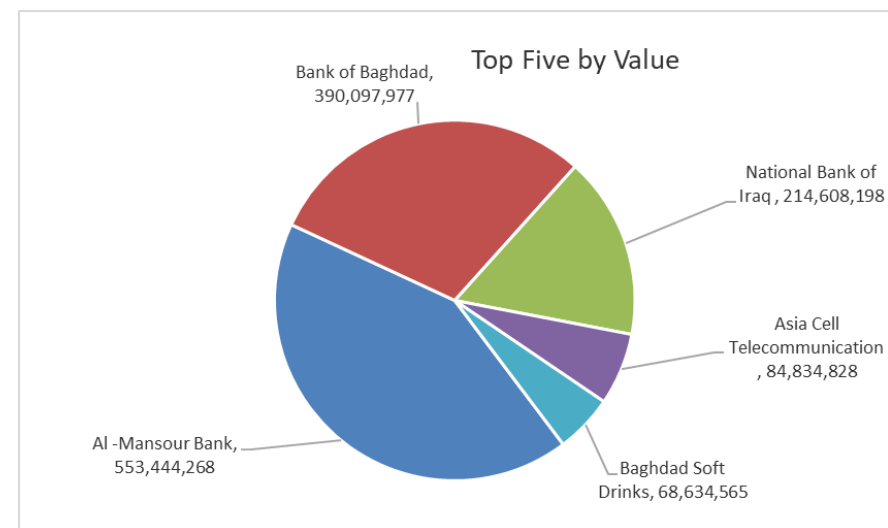
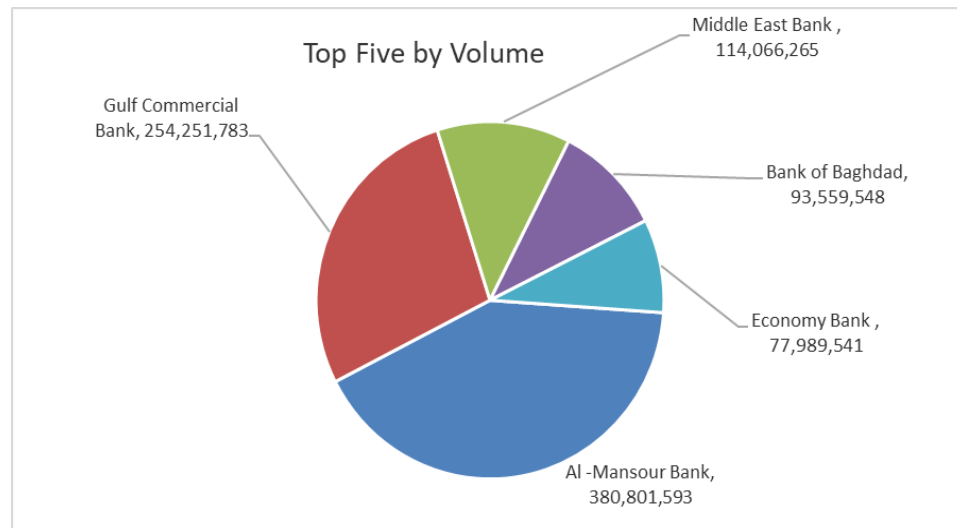
Company Name	Closing Price	Change (%)	Traded Volume
Iraqi Engineering Works	3.850	-14.44	124,301
International Islamic Bank	0.270	-10.00	51,460,929
General Transportation	0.950	-4.04	32,440
Ready Made Clothes	3.500	-2.23	1,800,000
Iraqi Marketing Date	1.650	-1.79	287,500

Traded Volume

Company Name	Closing Price	Change (%)	Traded Volume
Al -Mansour Bank	1.460	2.10	380,801,593
Gulf Commercial Bank	0.210	10.53	254,251,783
Middle East Bank	0.110	10.00	114,066,265
Bank of Baghdad	4.170	1.71	93,559,548
Economy Bank	0.220	4.76	77,989,541

Traded Value

Company Name	Closing Price	Change (%)	Traded Value
Al -Mansour Bank	1.460	2.10	553,444,268
Bank of Baghdad	4.170	1.71	390,097,977
National Bank of Iraq	2.890	0.70	214,608,198
Asia Cell Telecommunication	9.400	-1.05	84,834,828
Baghdad Soft Drinks	4.360	0.23	68,634,565



Regular Market Bulletin No (88)



Company Name	Code	opening Price	highest price	lowest price	Average price	Prev Average price	Closing Price	prev closing price	change (%)	No.of Trades	Traded Volume	Traded Value
Banks Sector												
Ashur International Bank	BASH	0.300	0.300	0.300	0.300	0.300	0.300	0.300	0.00	69	57,000,000	17,100,000
Bank of Baghdad	BBOB	4.150	4.200	4.140	4.170	4.070	4.170	4.100	1.71	135	93,559,548	390,097,977
Commercial Bank of Iraq	BCOI	0.760	0.770	0.760	0.760	0.760	0.770	0.760	1.32	12	9,935,999	7,591,359
Economy Bank	BEFI	0.220	0.220	0.220	0.220	0.210	0.220	0.210	4.76	28	77,989,541	17,157,699
Gulf Commercial Bank	BGUC	0.190	0.210	0.190	0.210	0.190	0.210	0.190	10.53	56	254,251,783	52,196,357
Investment Bank of Iraq	BIBI	0.360	0.370	0.360	0.370	0.370	0.370	0.370	0.00	7	16,760,479	6,193,772
Middle East Bank	BIME	0.100	0.110	0.100	0.110	0.100	0.110	0.100	10.00	26	114,066,265	12,479,330
Mosul Bank For Investment	BMFI	0.170	0.180	0.170	0.170	0.170	0.180	0.170	5.88	5	14,325,412	2,505,320
Al -Mansour Bank	BMNS	1.430	1.460	1.430	1.450	1.430	1.460	1.430	2.10	199	380,801,593	553,444,268
National Bank of Iraq	BNOI	2.890	2.960	2.890	2.910	2.870	2.890	2.870	0.70	80	73,831,579	214,608,198
Sumer Commerical Bank	BSUC	0.100	0.100	0.100	0.100	0.100	0.100	0.100	0.00	1	10,000,000	1,000,000
United Bank	BUND	0.090	0.090	0.080	0.080	0.080	0.080	0.080	0.00	2	1,470,454	122,438
Total Of Banks Sector										620	1,103,992,653	1,274,496,718
Telecommunication Sector												
Asia Cell Telecommunication	TASC	9.500	9.500	9.400	9.430	9.490	9.400	9.500	-1.05	33	8,994,039	84,834,828
Total Of Telecommunication										33	8,994,039	84,834,828
Services Sector												
Baghdad -Iraq Transportatio	SBPT	36.900	36.900	36.750	36.890	36.600	36.750	36.600	0.41	2	53,000	1,955,250
Kharkh Tour Amuzement Cit	SKTA	4.650	4.650	4.650	4.650	4.650	4.650	4.650	0.00	1	250,000	1,162,500
Mamoura Realestate Invest	SMRI	7.050	7.190	6.990	7.040	7.000	7.100	7.050	0.71	20	5,953,800	41,919,408
Total Of Services Sector										23	6,256,800	45,037,158
Industry Sector												
Baghdad Soft Drinks	IBSD	4.310	4.400	4.300	4.360	4.320	4.360	4.350	0.23	40	15,759,782	68,634,565
Iraqi Marketing Date	IIDP	1.650	1.650	1.650	1.650	1.680	1.650	1.680	-1.79	4	287,500	474,375
Iraqi Engineering Works	IIEW	3.850	3.850	3.850	3.850	4.500	3.850	4.500	-14.44	1	124,301	478,559
Al-Kindi of Veterinary Vaccin	IKLV	1.620	1.620	1.620	1.620	1.620	1.620	1.620	0.00	2	2,000,000	3,240,000
Al-Mansour Pharmaceutical	IMAP	1.860	1.940	1.860	1.870	1.870	1.940	1.860	4.30	16	1,550,000	2,902,500
Metallic Industries and Bicy	IMIB	1.850	1.850	1.830	1.840	1.850	1.830	1.850	-1.08	3	1,038,569	1,907,467
Ready Made Clothes	IRMC	3.550	3.550	3.500	3.510	3.620	3.500	3.580	-2.23	9	1,800,000	6,311,270
Total Of Industry Sector										75	22,560,152	83,948,736
Hotels Sector												
Baghdad Hotel	HBAG	10.800	10.800	10.800	10.800	10.800	10.800	10.800	0.00	4	84,036	907,589
Ishtar Hotel	HISH	9.300	9.650	9.300	9.380	9.340	9.450	9.340	1.18	36	6,981,000	65,496,100
Total Of Hotels Sector										40	7,065,036	66,403,689
Agriculture Sector												
Agricultural Products Meat	AIPM	4.750	4.750	4.750	4.750	4.750	4.750	4.750	0.00	3	319,640	1,518,290
Iraqi for Seed Production	AISP	8.300	8.450	8.300	8.400	8.280	8.400	8.300	1.20	36	3,567,231	29,948,618
Total Of Agriculture Sector										39	3,886,871	31,466,908
Total Of Regular										830	1,152,755,551	1,586,188,036

Non Regular Market Bulletin No (88)

Company Name	Code	opening Price	highest price	lowest price	Average price	Prev Average price	Closing Price	prev closing price	change (%)	No.of Trades	Traded Volume	Traded Value
Banks Sector												
International Islamic Bank	BINT	0.300	0.300	0.270	0.300	0.300	0.270	0.300	-10.00	17	51,460,929	15,435,597
Credit Bank	BROI	0.950	0.970	0.950	0.960	0.910	0.960	0.890	7.87	19	28,906,094	27,665,711
Total Of Banks Sector										36	80,367,023	43,101,308
Industry Sector												
Baghdad for Packing Materi	IBPM	2.600	2.600	2.600	2.600	2.500	2.600	2.500	4.00	1	763,362	1,984,741
Fallujah for construction Ma	IFCM	3.690	3.900	3.640	3.690	3.630	3.640	3.630	0.28	9	1,848,000	6,810,120
Total Of Industry Sector										10	2,611,362	8,794,861
Total Of Non Regular										46	82,978,385	51,896,169

Undisclosed Platform Companies Bulletin (88)

Company Name	Code	opening Price	highest price	lowest price	Average price	Prev Average price	Closing Price	prev closing price	change (%)	No.of Trades	Traded Volume	Traded Value
Services Sector												
General Transportation	SIGT	0.950	0.950	0.950	0.950	0.990	0.950	0.990	-4.04	1	32,440	30,818
Total Of Services Sector										1	32,440	30,818
Industry Sector												
Iraqi Carton Manufacturies	IICM	1.040	1.040	1.040	1.040	1.030	1.040	1.030	0.97	6	6,570,000	6,832,800
National Chemical &Plastic	INCP	1.820	1.820	1.820	1.820	1.820	1.820	1.820	0.00	4	3,185,423	5,797,470
Total Of Industry Sector										10	9,755,423	12,630,270
Total of un disclosed										11	9,787,863	12,661,088
Grand Total										887	1,245,521,799	1,650,745,293

Iraq Stock Exchange



Trading Session Sunday 12/5/2024

Not Trading OTC

Company Name	Code	Previous Average price
Rabee Securities	FRSE	—
Karmal Brokerage	FKSX	10.000



Not Trading Bonds Bulletin

Bond type	Publish type	Code	last trading price	immortilize date
Banaa Bonds / million ID	First	CB10	1030000	10/12/2025
Banaa Bonds / million ID	second	CB20	964981	19/12/2025
Amara Bonds /500 thousand	First	CB25	—	9/10/2025
Amara Bonds /Million ID	First	CB30	984000	9/10/2027
Amara Bonds /500 thousand	Second	CB35	—	—
Amara Bonds /Million ID	Second	CB40	—	—
Amara Bonds /500 thousand	Third	CB45	—	—
Amara Bonds /Million ID	Third	CB50	—	—

Iraq Stock Exchange
 Non Iraqis' Bulletin Sunday May 12 2024
 Regular Market



Non Iraqi Trading of Regular Market (Buy)

Company Names	Code	No.of trades	Traded Shares	Trading Volume
Banks Sector				
Al-Mansour Bank	BMNS	5	10,400,000	15,184,000
Total Bank sector		5	10,400,000	15,184,000
Grand Total		5	10,400,000	15,184,000

Non Iraqi Trading of Regular Market (Sell)

Company Names	Code	No.of trades	Traded Shares	Trading Volume
Banks Sector				
Bank Of Baghdad	BBOB	31	40,853,428	170,479,804
Al-Mansour Bank	BMNS	74	115,650,000	167,137,500
Total Bank sector		105	156,503,428	337,617,304
Grand Total		105	156,503,428	337,617,304

Iraq Stock Exchange non trading companies on Sunday 12/5/2024

Company Names	Code	Previous Average Price	Closing Price
Banking Sector			
Cihan Islamic Bank	BCIH	2.200	2.200
Asia Al Iraq Islamic Bank	BAIB	0.900	0.900
National Islamic Bank	BNAI	0.620	0.620
Al-Taif Islamic Bank	BTIB	0.700	0.700
Union Bank of Iraq	BUOI	0.210	0.200
Elaf Islamic Bank	BELF	0.470	0.470
Kurdistan International Bank	BKUI	0.850	0.850
Telecommunication Sector			
Al-Khatem Telecoms	TZNI	2.590	2.590
Insurance Sector			
Al-Ameen for Insurance	NAME	0.700	0.700
Gulf Insurance	NGIR	0.400	0.400
Dar Al-Salam for Insurance	NDSA	0.740	0.740
Services Sector			
Rehab Karbala	HKAR	0.800	0.800
Al-Nukhba for construction	SNUC	0.670	0.700
Al-Mosul for funfairs	SMOF	8.900	8.900
Industry Sector			
Modern Sewing	IMOS	9.900	10.000
Al -Khazer Road for Construction Material	IKHC	2.500	2.500
Iraqi For Tufted Carpets	IITC	15.000	15.000
Hotels Sector			
Babylon Hotel	HBAY	110.000	110.000
Al-Mansour Hotel	HMAN	45.000	45.000
National for Tourist Investment	HNTI	10.770	10.770
Tourist Village of Mosul dam	HTVM	11.000	11.000
Agriculture Sector			
Modern for Animal Production	AMAP	0.530	0.510
Middle East for Production- Fish	AMEF	7.300	7.300
Al-Ahlyia agricultural production	AAHP	0.950	0.950
Company Names	Code	Previous Average Price	Closing Price
Banks Sector			
World Islamic Bank	BWOR	1.000	1.000
Arabiya Islamic Bank	BAAI	1.000	1.000
Zain Al-Iraq Islamic Bank	BZII	0.340	0.340
Al-Qurtas Islamic Bank	BQUR	1.000	1.000
Arabiya Islamic Bank	BAAI	1.000	1.000
Al Janoob Islamic Bank Investment	BJAB	1.000	1.000
Ameen Al Iraq Islamic Bank	BAME	1.000	1.000
International Development Bank	BIDB	1.000	1.000
Al- Qabidh Islamic Bank	BQAB	0.240	0.240
Al Anssari Islamic Bank	BANS	1.000	1.000
Iraq Noor Islamic Bank	BINI	1.050	1.050
Erbil Bank	BERI	0.110	0.110
Trust International Islamic Bank	BTRU	0.750	0.750
Trans Iraq Bank for Investment	BTRI	0.740	0.740
AL- Mashreq al-Arabi Islamic Bank	BAMS	-	-
Al Mustashar Bank	BMUI	1.000	1.000
Al Attaa Islamic Bank	BLAD	0.130	0.130
Erbil Bank	BERI	0.110	0.110
Insurance Sector			
Al -Hamraa Insurance	NHAM	0.900	1.000
Alahliya For Insurance	NAHF	0.330	0.330

Investment Sector			
Al-Zawraa for Financial Investment	VZAF	0.180	0.180
AL-Wiaam for Financial Investment	VWIF	0.310	0.350
Al-Ameen for Financial Investment	VAMF	1.000	1.000
Bain Al-Nahrain Financial Investment	VMES	0.900	0.900
Services Sector			
Ibdaa Al-Sharq Al-Awsat	SIBD	1.000	1.000
Al-Ameen Estate Investment	SAEI	2.700	2.700
Industry Sector			
National Furniture Industries	IHFI	2.450	2.450
Modern chemical industries	IMCI	100.000	100.000
Hotels Sector			
Ashour Hotel	HASH	17.500	17.500
Agriculture Sector			
Al-Ribas for Poultry and Fodder	AREB	-	-
Company Names	Code	Previous Average Price	Closing Price
Banks Sector			
Babylon Bank	BBAY	0.070	0.070
Services Sector			
AL-Badia for General Trans	SBAG	0.600	0.600
IndustrySector			
Electronic Industries	IELI	0.750	0.750
Al-Hilal Industries	IHLI	0.970	0.970
Modern Construction Materials	IMCM	0.620	0.620
The Light Industries	ITLI	0.690	0.680
Investment Sector			
AL- Batek Investment	VBAT	0.380	0.380
Alkhair for financial Investment	VKHF	0.200	0.200
Hotels Sector			
Palestine Hotel	HPAL	23.000	23.000
Al-Sadeer Hotel	HSAD	27.000	27.000

Iraq Stock Exchange Suspended Companies

Al-Rajih Islamic Bank (BRAJ)	9/19/2021	The trading suspended for not produce the Annual disclosure for 2020 at closing price (1.000) ID.
North Bank (BNOR)	31/10/2022	The trading suspended by ISC decision at closing price (0.070) ID.

Iraq Stock Exchange News of listed companies Sunday 12/5/2024

Companies News

Bank of Baghdad (BBOB)	General Assembly Meeting will be hold on Saturday 18/5/2024 at the Dijla Town to discuss financial statement of 2023 , cash dividend , increasing in company capital from 250 billion to 325 billion according to 55/ second . Trading has been suspend on Tuesday 14/5/2024 .
Al -Mansour Bank (BMNS)	General Assembly Meeting will be hold on Tuesday 21/5/2024 at the Al Alwiya Club to discuss financial statement of 2023 , cash dividend , increasing in company capital from 300 billion to 350 billion according to 55/First& second . Trading has been suspend on Thursday 16/5/2024 .
Al-Ameen for Financial Investment (General Assembly Meeting will be hold on Tuesday 28/5/2024 at the company to discuss financial statement of 2023 , discuss the deficit . Trading has been suspend on Thursday 23/5/2024 .
out of trading	
Babil Animal&vegetable Products (ABAP)	General Assembly Meeting will be hold on Monday 11/12/2023 at theAl Jadriya to discuss financial statement of 2021,2022 , cash dividend , discuss the deficit Trading has been suspend on Thursday 7/12/2023 .
Iraqi Land Transport (SILT)	General Assembly Meeting will be hold on Wednesday 6/3/2024 at the Trade Ministry VIP Hall to resign the current board of Administration and elect new five board of Administration .Trading has been suspend on Sunday 3/3/2024.
Iraqi Agricultural Products (AIRP)	General Assembly Meeting will be hold on Monday 6/5/2024 at the company to discuss financial statement of 2021 , cash dividend . Trading has been suspend on Tuesday 30/4/2024 .
Region Trade Bank (BRTB)	General Assembly Meeting will be hold on Wednesday 8/5/2024 at the company in erbil to discuss financial statement of 2023 , cash dividend , increasing in company capital from 300 billion to 350 billion when the bank will be get the approval of GAM . Trading has been suspend on Sunday 5/5/2024 .
Iraqi Islamic Bank (BIIB)	General Assembly Meeting will be hold on Saturday 11/5/2024 at the Iraqi Hunting Club to discuss financial statement of 2023 , cash dividend , increasing in company capital from 300 billion to 400 billion according to 55/ second . Trading has been suspend on Tuesday 7/5/2024 .